

# Essential Bowing Patterns Workshop (©2010-2020 D. Reiner)

Patterns and shuffles (and styles)

Practicing on a scale + one note, practicing on a tune

Bow rocking, ghost notes

Anticipation, jumping the beat

Transitions and combinations

String crossing shuffles

Bowings for backup


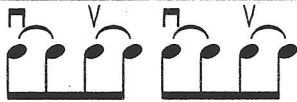
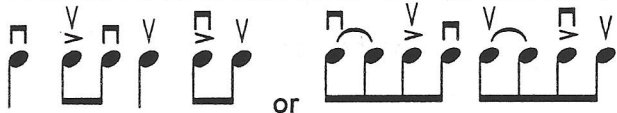
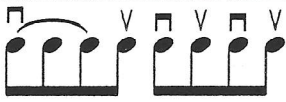
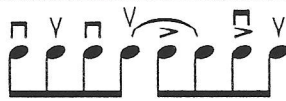


Specific tunes, working out bowings


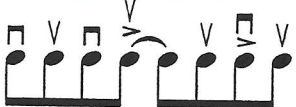
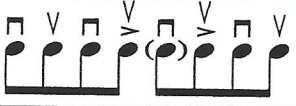
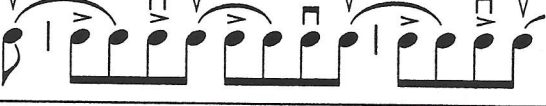
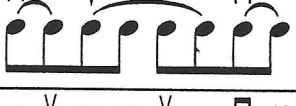

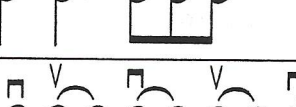
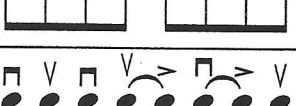
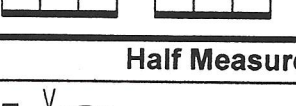


Bow grip, leading with the wrist, fingers trailing

Playing into the string instead of skittering on top

Good and bad bows

## Reference Table of Patterns & Shuffles (©2010-19 D. Reiner & A. Reiner)

Name	Bowing	Comments
<b>4-4 Patterns</b>		
<b>Sawstroke</b>		The basic back and forth stroke
<b>Long sawstroke</b>		Back and forth on longer notes
<b>Nashville shuffle</b>		Basic shuffle, with slight offbeat accent
<b>3-3-2 Syncopated Patterns</b>		
<b>Front shuffle</b>		Three note slur at the front of the measure
<b>Middle shuffle</b>		Three note slur in the middle of the measure
<b>Smooth shuffle</b>		Front + middle; second form is a common ending
<b>End shuffle</b>		Can combine with middle shuffle

Other Syncopated Patterns		
Ozark shuffle		Starts with rag bow
New England shuffle		Notice the two upbows in a row
French Canadian ghost bow		Two upbows are separated by a ghost downbow
Georgia shuffle		May start and end at various points
Long rag bow		Could continue downbow into next measure
Tommy's shuffle		Tommy Jarrell: Catch low string on 2nd note
Benton's shuffle		Benton Flippen: Good start to a tune
Swing bow		Swinging by pairs across the beat
Irish lilt		Slurring into the beat
Half Measure Patterns		
Snap bow		Either first half or second half of a measure, or both
Rag bow		A common syncopated pattern

**Reference Table of Patterns & Shuffles (©2010-19 D. Reiner & A. Reiner)**