

Magnus' Waltz

Jennifer Wrigley

Chords: G, D/F#, Em, G/D, C, D, A, B7/D#, G

A waltz for St Magnus, the patron Saint of Orkney.

HANGING CHORDS

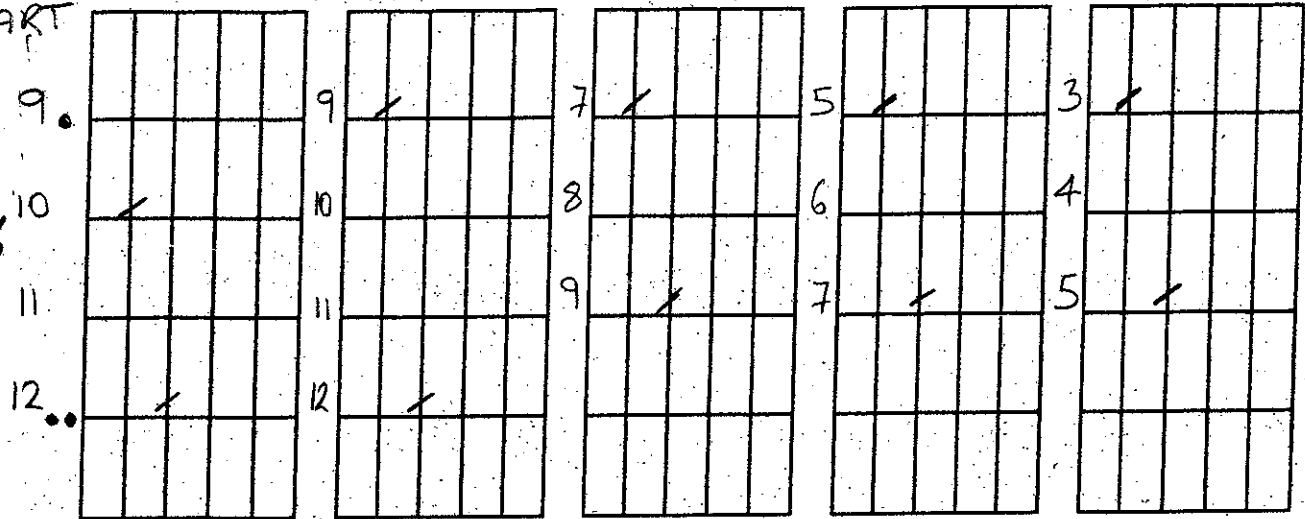
G	(12)	D/F#	A9	Em	(A7)	G/D	(A5)
C	(A3)	G	E3	A7	(E5)	D	(E10)
G	(A10)	D/F#	A9	Em	(A7)	G/D	(A5)
C	(A3)	G	(E2)	D	(E10)	G	(E3)
G	(A10)	D/F#	A9	Em	(A7)	G/D	(A5)
C	(A2)	G	(E3)	A	(E5)	D	(E10)
G	(A10)	D/F#	A9	B7/D#	(A6)	Em	(A7)
C	(A3)	G	(E3)	D	(E10)	G	(E3)

ADVANCED CHORDS

MAGNUS' WALTZ

3/4 KEY OF G

A PART



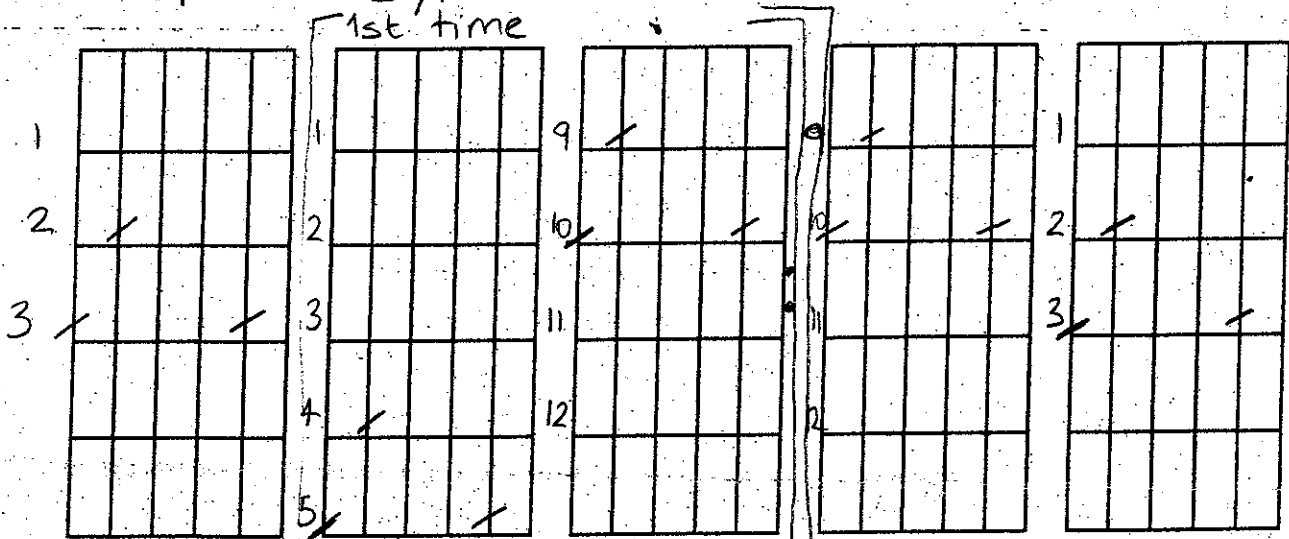
G

D/F#

Em

G/D

C



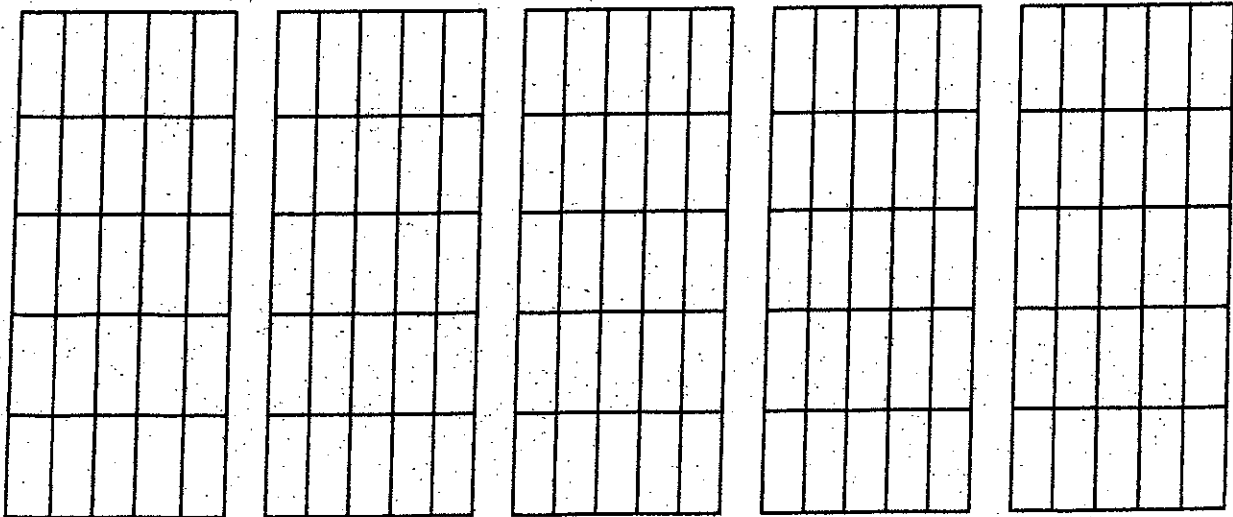
G/B

A7

D

D

G



ADVANCED CHORDS

B PART

1st time

9	9 /	7 /	5 /	3 /
10 /	10	8	6	4
11	11	9 /	7 /	5 /
12 /	12 /			

G D/F# Em G/D C

2nd time

1	1	9 /	6 /	6
2 /	2	10 /	7 /	7 /
3 /	3	11	8	8
	4 /	12	9 /	9 /
	5 /	B		

G A7 D B7 Em

1	1	9 /	1	
2	2 /	10 /	2 /	
3 /	3 /	11	3 /	
4		12		
5				

C G D G

MAGNUS WALTZ

3/4 3 STRUMS ON EACH

A.
PART

Five guitar chord diagrams arranged horizontally. Each diagram is a 6-string grid with 3 strums per measure. The chords are G, D, Em, G, and C.

G

D

Em

G

C

1st time

2nd time

Five guitar chord diagrams arranged horizontally. The first diagram is G. The second and third diagrams are grouped under '1st time' and are A7 and D. The fourth and fifth diagrams are grouped under '2nd time' and are D and G.

G

A7


D

D


G

Five empty guitar chord diagrams arranged horizontally, each a 6-string grid with 3 strums per measure.


BASIC CHORDS




G



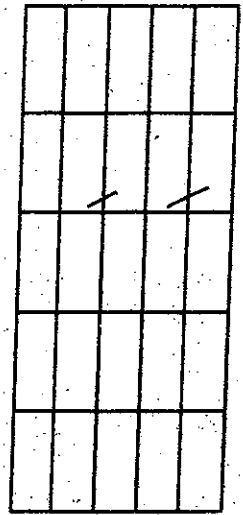
D




E_m




C




A⁷



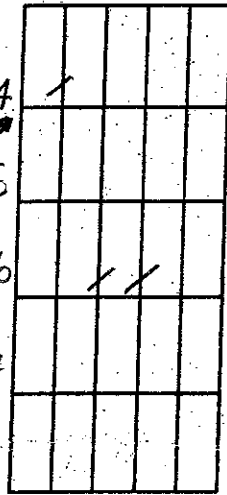
A



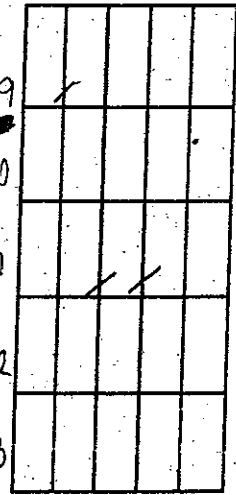
B⁷ or B



E



C[#]_m



F[#]_m

